


THE SUSSEX COAST'S CONCRETE LINER

MARINE COURT

MARINA, ST LEONARDS-ON-SEA, EAST SUSSEX

Marine Court, completed in 1938, was an early example of steel frame construction. Its design was inspired by the De La Warr Pavilion in nearby Bexhill-on-Sea and the Cunard-White Star liner RMS *Queen Mary*, launched on Clydebank in 1934.

It originally contained 153 flats and three restaurants. A competition, with a £5 prize, was held in 1937 to name the new building. Suggestions such as 'Monstrosity Mansions', 'Mammon Mansions' and 'Have No Care House' were rejected.



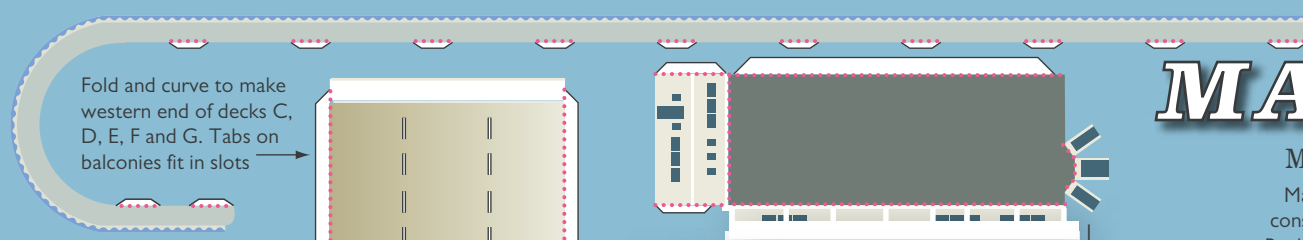
Marine Court
Length: 127 metres
Height 49 metres

RMS Queen Mary
Length: 310.7 metres
Height 55.2 metres

Fold towards you on blue dashed lines


Fold away from you on red dotted lines

Fold the balconies to give them their elegant curve. Use the key letters to fit them to the right floor



Fold and curve to make western end of decks C, D, E, F and G. Tabs on balconies fit in slots

Western end of deck G



MARINE COURT

WEST

EAST

Fold to make western end of decks H and I